



**MILODA**  
**ACADEMY OF FINANCIAL STUDIES (AFS)**  
The Training Arm of the Ministry of Finance

**PERFORMANCE  
REPORT  
2017**

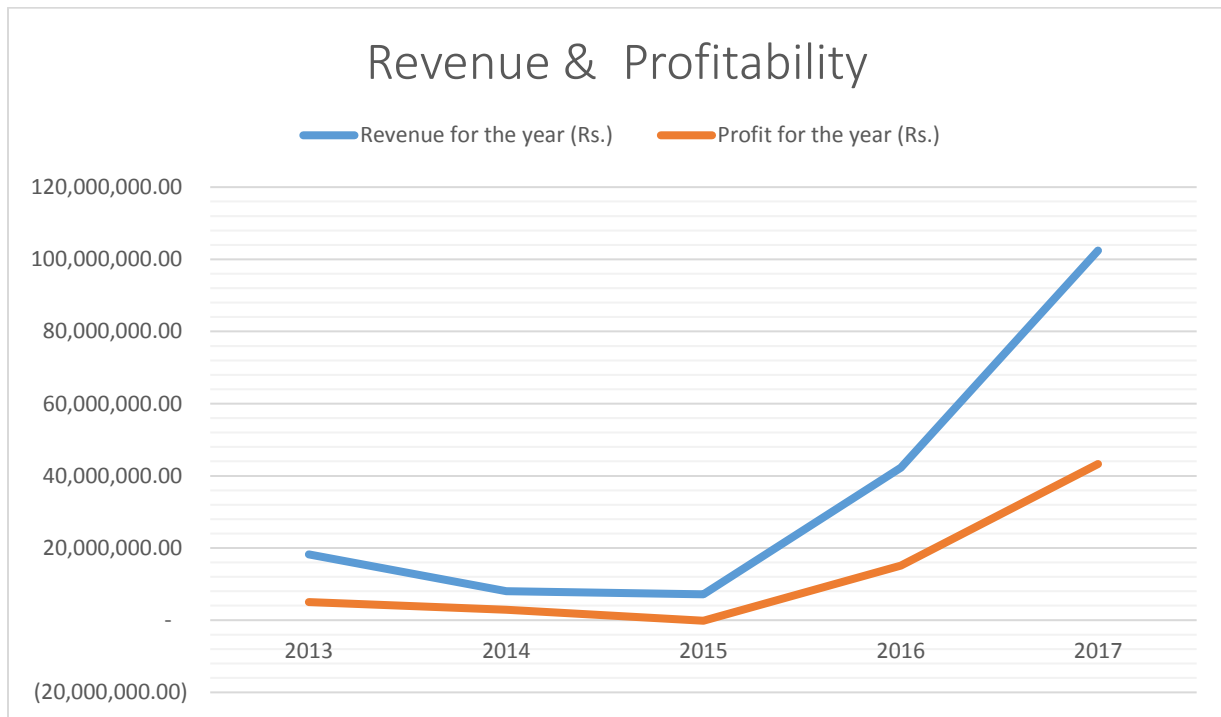


## **Contents**

❖ <b>Summary of Performance Highlights</b>	<b>3</b>
❖ <b>Training Programs at Miloda AFS</b>	<b>4</b>
❖ <b>Performance Highlights (2017)</b>	
- <b>Operational Performance 2017</b>	<b>10</b>
- <b>Financial Performance 2017</b>	<b>13</b>
❖ <b>Future Developments</b>	<b>15</b>
❖ <b>Annexure 1</b>	<b>16</b>
❖ <b>Annexure 2</b>	<b>19</b>

## SUMMARY OF PERFORMANCE HIGHLIGHTS

Description	Year				
	2013	2014	2015	2016	2017
Total Programs held	19	38	39	114	183
<b>Total Participants</b>	<b>1683</b>	<b>4017</b>	<b>5492</b>	<b>8233</b>	<b>15802</b>
Ministry of Finance Participation	-	-	-	2635	6388
Participants from other departments	-	-	-	5598	9464
Total Program Days	60	106	115	260	737
Total Program Sessions	120	212	230	519	1519
<b>Revenue for the year (Rs.)</b>	<b>18,253,210.66</b>	<b>8,002,003.65</b>	<b>7,167,387.33</b>	<b>42,297,256.00</b>	<b>102,424,543.00</b>
Revenue from Ministry of Finance (Rs.)	-	-	-	12,109,753.45	21,135,736.25
Revenue other Clients (Rs.)	-	-	-	30,187,502.55	81,288,806.75
<b>Profit for the year (Rs.)</b>	<b>4,984,037.56</b>	<b>2,911,131.10</b>	<b>(150,355.82)</b>	<b>15,147,293.71</b>	<b>43,275,969.64</b>



AFS focuses on five key areas of training for the public sector employees in delivering their services more effectively and efficiently. They are **Accountability & Governance, Financial Management & Commercial Skills, Information, Digital & Data Management, Leadership & Management and Communication & Transformation Skills.**

AFS has developed a two year training catalogue that will function from June 2016 to July 2018 and as well as quarterly bulletins in order to develop the capacities of staff grade officers in the Ministry of Finance and other departments.

AFS has developed 2 types of products as follows;

- I. Scheduled Programs (1 day, 2 day and 3 day programs, Certificate and Diploma programmes)
- II. Training Consultancies

### **Scheduled Programs**

Scheduled programs are those that are conducted regularly for staff grade officers in the Ministry of Finance and for officers in other government departments and statutory boards.

### **Training Consultancies**

Training Consultancies are programs that are delivered to clients on requests and based on that AFS develops programs to improve capacities of the employees of the respective client.

## PERFORMANCE HIGHLIGHTS - 2017

### Operational Performance - 2017

#### **Scheduled Programs** Annexure 1

##### *Highlights*

No of Scheduled Programs Held	:	53
<b>No of Total Participants Trained</b>	:	<b>1949</b>
No of Participants trained from Ministry of Finance	:	739
No of Participants trained from other departments	:	1210
No of days held	:	352
No of Sessions held	:	756
<b>Revenue Generated from Scheduled Programs</b>	:	<b>Rs. 40,919,186.24</b>

#### **Training Consultancies** Annexure 2

##### *Highlights*

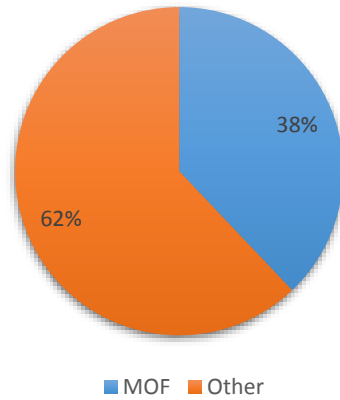
No of Training Consultancies Held	:	130
<b>No of Total Participants</b>	:	<b>13853</b>
No of Participants from Ministry of Finance	:	5649
No of Participants from other departments	:	8254
No of days held	:	385
No of Sessions held	:	763
<b>Revenue Generated from Training Consultancies</b>	:	<b>Rs. 61,505,356.77</b>

#### **Total Programs Held at AFS (Jan – Sept 2017)**

##### *Highlights*

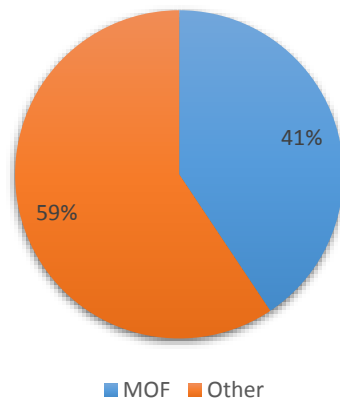
No of Programs	:	183
<b>No of Total Participants Trained</b>	:	<b>15802</b>
No of Participants trained from Ministry of Finance	:	6388
No of Participants trained from other departments	:	9464
No of days held	:	737
No of Sessions held	:	1519
<b>Total Revenue Generated</b>	:	<b>Rs. 102,424,543.00</b>

### Participant Analysis - Scheduled Programs (2017)



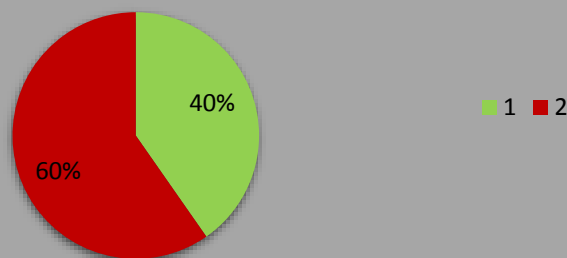
Ministry of Finance reports 38% and other public sector institutions reports 62% of participation for scheduled programs in year 2017

### Participant Analysis - Training Consultancies (2017)



Ministry of Finance reports 41% and other public sector institutions reports 59% of participation for Training consultancies in year 2017.

### Total Participants - AFS (2017)



## Operational Performance Analysis (2017)

No	Client	Revenue (Rs.)
1	Coconut Development Authority	265,500.00
2	National Lotteries Board	139,500.00
3	Department of Co-operative Development	128,200.00
4	AFS	64,985,070.50
5	Ministry of Finance	16,664,420.00
6	Ministry of Foreign Affairs	1,570,018.50
7	Land Commissioner General's Department	1,518,830.00
8	Commercial Bank	635,250.00
9	Civil Aviation Authority	854,210.00
10	Postal Management Training College	643,500.00
11	Ministry of National Policies	178,255.00
12	IDL	37,840.00
13	Department of Prisons	408,745.00
14	National Intellectual Property office	260,750.00
15	Department of Police	2,105,000.00
16	LOLC	1,130,678.00
17	Ministry of Mahaweli Development	159,725.00
18	Vista	283,940.00
19	International Trade Cooperation	1,132,915.00
20	Management Audit Department	1,384,380.00
21	ADB	965,714.00
22	Department of Coast Conservation	296,605.00
23	Ministry of Education	464,000.00
24	Chec Port City Colombo	265,000.00
25	Institute of Democratic Leadership	54,475.00
26	Adamskill Development Centre	364,760.00
27	Ministry of Skills Development & Vocational Training	159,752.00
28	National Human Resources Development Council	615,844.00
29	Employee Trust Fund	115,000.00
30	EU ITC UNIDO	246,950.00
31	Sri Lanka Bureau of Foreign Employment	345,946.00
32	B connected	9,000.00
33	Department of Commerce	276,690.00

34	Ministry of Home Affairs	195,000.00
35	Merchant Bank	360,180.00
36	Samsung	70,000.00
37	People's Insurance	860,700.00
38	Ministry of Industry and Commerce	127,760.00
39	MCB Bank	107,500.00
40	Maple Resource Specialists Lanka Pvt Ltd	362,480.00
41	Sri Lanka Export Development Board	106,620.00
42	Lake House	272,840.00
43	IRD	950,000.00
44	Supreme Court	345,000.00
<b>Total</b>		<b>102,424,543.00</b>

\* Highest programme revenue generated from the scheduled programs including certificate courses, diploma courses and other training programs conducted by Academy of Financial Studies.



## Operational Performance (2017)

### Marketing, Branding & Promotion

#### **Marketing**

Sales & Marketing of Academy of Financial Studies has been carried through via e-mail, direct mail and client visits. Client visits play a key role in sales & marketing as AFS has a budget of Rs. 120m to achieve in 2017. Therefore marketing division has been created including two staff members to undertake the client visits and other marketing activities.

The purpose of these client visits to create the awareness of Scheduled Programs, Cater client's training needs, promoting the AFS facilities. Initially visits to Public sector institutions have been started. Ministry of Finance, Other Ministries, Government Departments, Statutory Boards, Government Corporations and NGOs have been recognized as important clients to visit.

#### **Branding**

With the intention of creating more awareness and uplift the brand image, it was proposed to design a new facility brochure, course brochures, name board for AFS entrance, lift branding and Neon signage.

#### **Promotion**

It was proposed to have social media promotion in the marketing plan 2017. Promotion in AFS Website, Face Book Fan page, Twitter, LinkedIn and Instagram have been started already and currently in the progress of further developing them for getting more customer feedbacks.

#### *Highlights – 2017*

##### **Marketing**

Total Client Visits

**: 97 Visits**

Visits to Ministries: 45, Departments: 29, Statutory Boards & Corporations: 24

##### **Branding**

Printed 3000nos of facility brochures

Printed Course brochures

Replace Notice Boards in 3 lifts including facility images

##### **Promotion**

Daily updates on website and other social media (Facebook, LinkedIn, Twitter)

## Operational Performance – Variance Analysis

Month	No of Programs		
	2015	2016	2017
January	1	3	12
February	3	5	5
March	6	4	10
April	2	2	14
May	1	4	14
June	3	11	13
July	2	10	15
August	5	13	19
September	2	19	21
October	3	15	19
November	5	13	19
December	6	15	22
<b>Total</b>	<b>39</b>	<b>114</b>	<b>183</b>

Month	No of program days		
	2015	2016	2017
January	1	3	122.5
February	3	15	17
March	11	13	23.5
April	2	11	110
May	1	34	40
June	4	20	58
July	3	29	34
August	14	20.5	46.5
September	7	22.5	104.5
October	6	25	63
November	8	28	76
December	12	38.5	42
<b>Total</b>	<b>51</b>	<b>259.5</b>	<b>737</b>

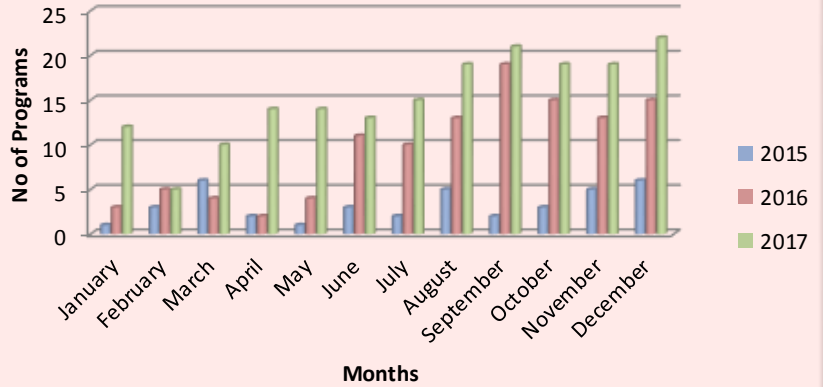
Month	No of Sessions		
	2015	2016	2017
January	2	6	245
February	6	30	34
March	22	26	53
April	4	22	220
May	2	68	96
June	8	40	126
July	6	58	68
August	28	41	93
September	14	45	219
October	4	50	126
November	8	56	152
December	20	77	79
<b>Total</b>	<b>98</b>	<b>519</b>	<b>1,519</b>

Month	No of Participants	
	2016	2017
January	320	1212
February	330	525
March	285	376
April	170	1149
May	345	2360
June	1352	886
July	568	1128
August	950	1339
September	1659	1193
October	979	2105
November	442	1784
December	833	1745
<b>Total</b>	<b>8233</b>	<b>15,802</b>

# Operational Performance – Variance Analysis

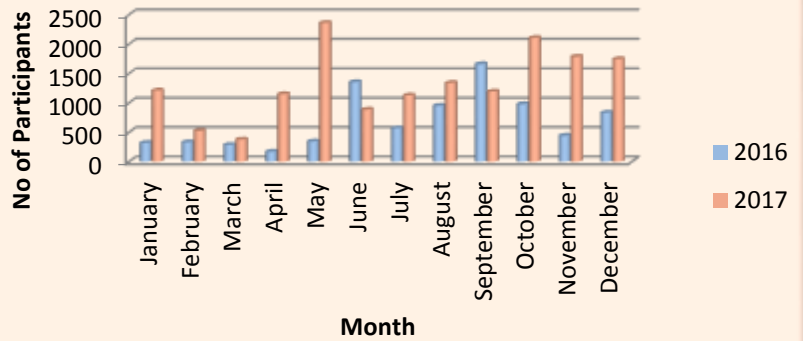
**Programs**

**Programs Analysis (2015/2016/2017)**



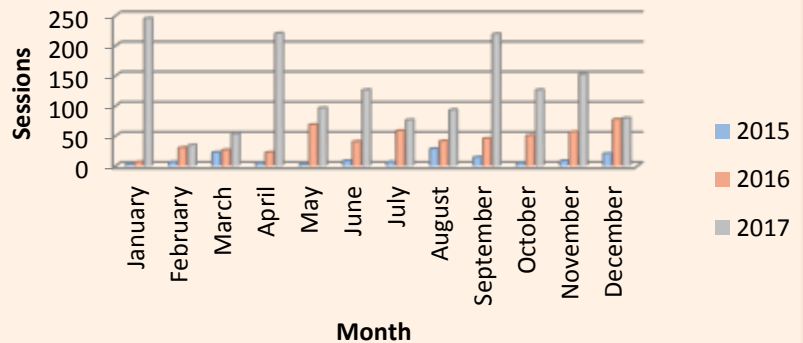
**Participants**

**Participants Analysis (2016 Vs 2017)**



**Sessions**

**Program Sessions Analysis (2015/2016/2017)**

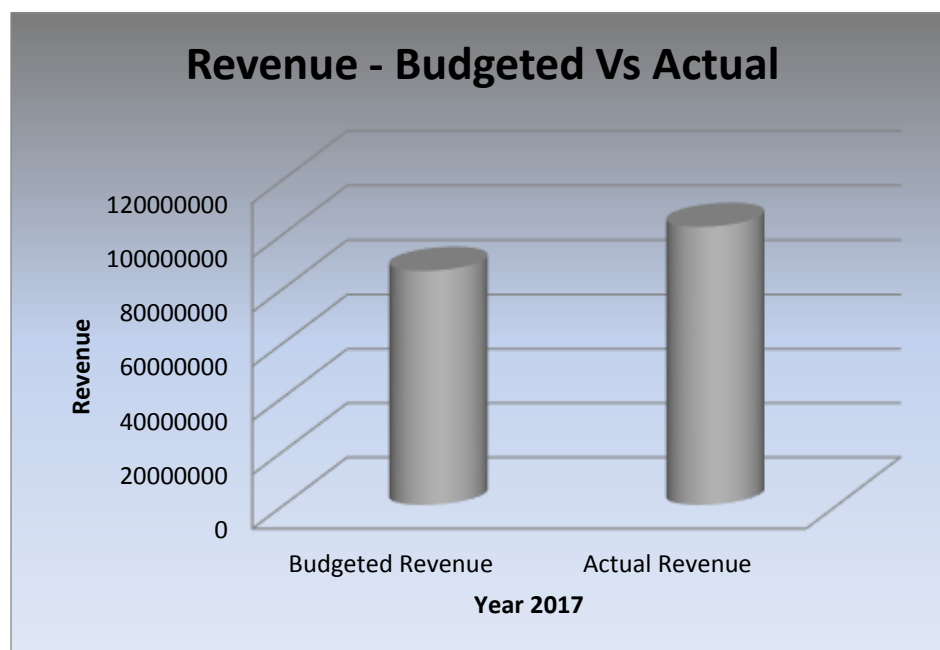


# PERFORMANCE HIGHLIGHTS 2017

## Financial Performance (2017)

### Comparison of Budgeted Revenue Vs Actual Revenue

Comparison of Budgeted Revenue & Actual Revenue - 2017					
Month	Budgeted		Actual		As a Percentage Budget (%)
	Revenue	Cumulative Revenue	Revenue	Cumulative Revenue	
January	8,190,000.00	8,190,000.00	7,382,949.14	7,382,949.14	90%
February	7,747,500.00	15,937,500.00	2,774,115.00	10,157,064.14	36%
March	6,847,500.00	22,785,000.00	6,357,026.00	16,514,090.14	93%
April	5,295,000.00	28,080,000.00	5,234,898.36	21,748,988.50	99%
May	7,200,000.00	35,280,000.00	8,686,998.00	30,435,986.50	121%
June	6,855,000.00	42,135,000.00	8,114,770.00	38,550,756.50	118%
July	7,200,000.00	49,335,000.00	6,986,863.00	45,537,619.50	97%
August	7,342,500.00	56,677,500.00	9,594,218.78	55,131,838.28	131%
September	9,007,500.00	65,685,000.00	10,385,125.22	65,516,963.50	115%
October	7,192,500.00	72,877,500.00	13,541,203.00	79,058,166.50	188%
November	7,695,000.00	80,572,500.00	10,890,484.00	89,948,650.50	142%
December	5,692,500.00	<b>86,265,000.00</b>	12,475,892.00	<b>102,424,542.50</b>	219%
	<b>86,265,000.00</b>		<b>102,424,542.50</b>		<b>119%</b>

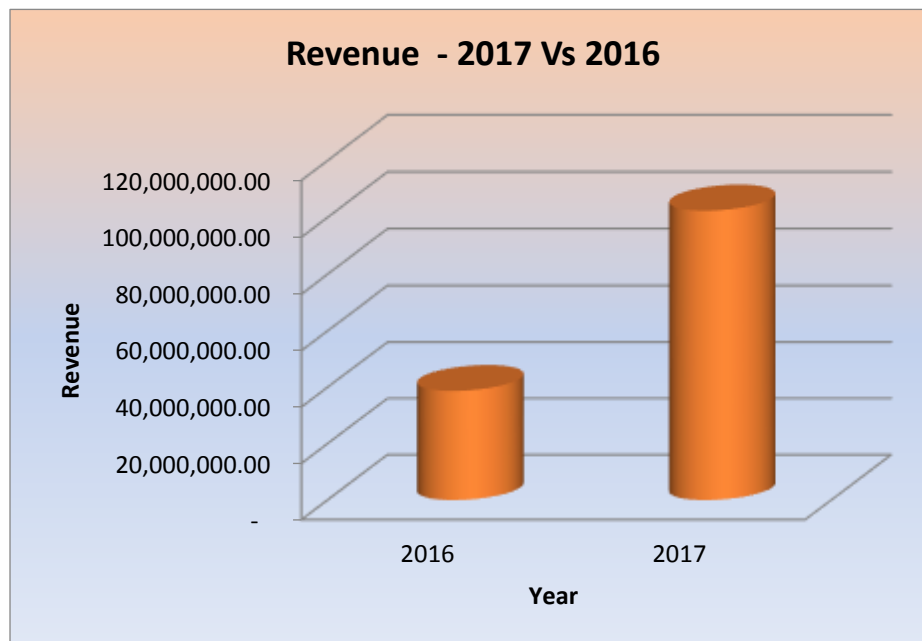


## Financial Performance (2017)

### Comparison of Actual Revenue (2017/2016)

AFS has generated Revenue of Rs. **102m** for the year 2017 and it is Rs. **64m** higher than the year 2016.

Comparison - Actual Revenue 2017/2016		
Month	2017	2016
January	7,382,949.14	1,314,309.30
February	2,774,115.00	354,858.68
March	6,357,026.00	1,995,473.97
April	5,234,898.36	483,404.43
May	8,686,998.00	3,364,248.39
June	8,114,770.00	2,082,432.70
July	6,986,863.00	4,135,892.14
August	9,594,218.78	8,437,221.48
September	10,385,125.22	3,855,435.16
October	13,541,203.00	3,475,048.00
November	10,890,484.00	4,396,514.00
December	12,475,892.00	4,887,175.00
	<b>102,424,542.50</b>	<b>38,782,013.25</b>

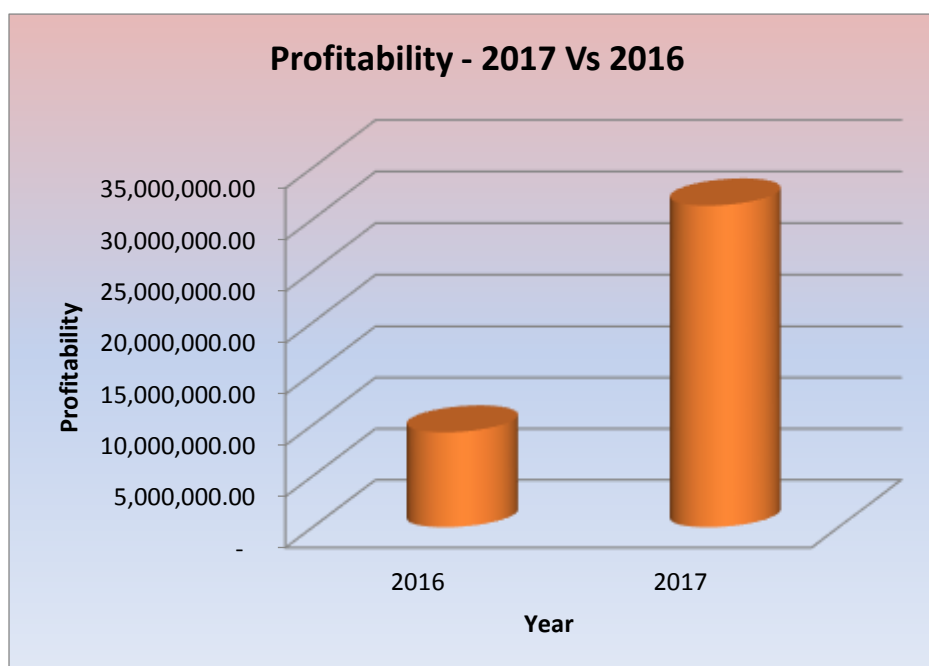


## Financial Performance (2017)

### Comparison of Profitability (2017/2016)

AFS has generated a profit of Rs. **43m** for the year 2017 and it is higher than the profit for the year in 2016 by **28m**.

Comparison - Profitability 2017/2016		
Month	2017	2016
January	3,591,838.04	(132,696.74)
February	(742,883.39)	(714,970.86)
March	3,945,939.01	1,256,747.82
April	(136,073.13)	(587,874.17)
May	4,584,997.69	2,037,792.36
June	5,177,484.44	487,802.46
July	3,636,326.04	3,099,766.84
August	2,939,191.71	1,761,115.00
September	7,333,040.97	2,067,399.00
October	2,660,058.99	1,916,398.00
November	5,042,004.74	2,129,089.00
December	5,244,044.53	1,826,725.00
	<b>43,275,969.64</b>	<b>15,147,293.71</b>



## FUTURE DEVELOPMENTS OF MILODA

Way Forward	Year			
	2017 - June to December	2018	2019	2020
<b>Major Training Programs in Hand</b>				
Health Sector Development Project - World Bank				
Education Sector Development Project - Asian Development Bank				
Capacity Building of Public Sector Employees & Civil Society - USAID				
Public Procurement for Police Officers				
<b>Continuation of Current Programs</b>				
2 Year Training Program Catalog (2016-2018)				
Next 2 Year Training Program Catalog				
<b>Degree Awarding Institute Approved by University Grant Commission by 2020</b>				
Post Graduate Diploma in Public Financial Management - Miloda & Open University SL				
Master's in Public Financial Management - Miloda & Open University SL				
Master of Public Policy - Miloda & NUS				
Master of Public Administration - Miloda & NUS				

Major Training Programs in hand						
No	Project	Training Group	Training Focus	Duration	No of Participants	Expected Revenue
1	Second Health Sector Development Project funded by the World Bank	Health Sector Officers	Procurement Capacity Building Programme	2017-2018	4,500	LKR 56M
2	Education Sector Development Project funded by ADB	Principals in National Schools, Officers in Ministry of Education (National Provincial and Zonal Level), Educational Departments	Public Procurement Process	2017-2020	40,000	LKR 660M
3	Capacity Building of public sector employees - USAID Project	Staff grade/ Non Staff Grade officers in Department of National Planning, Department of Project Monitoring, Department of External Resources	Project Management Techniques	2017-2018	1500 (Total)	LKR 30M
4	Public Procurement for Police Officers	Sri Lanka Police	Public Procurement Process	2017-2019	3,000	LKR 45M

## Scheduled Programs (2017)

No	Programme	No of Participants			No of Days	No of Sessions	Revenue (Rs.)
		MOF	Other	Total			
1	DIPPCA - 1 - 11months	20	99	119	80	160	10,352,389.90
2	Diploma In English for Junior Officers (2/3)	32	1	33	4	8	550,000.00
3	Certificate Course in English for Employment Purposes (2/3)	36	1	37	4	8	616,666.67
4	Certificate Course in Tamil Language (2/3)	25		25	4	8	416,666.67
5	CIGAS	5	35	40	3	6	1,841,250.00
6	Training Programme on Payroll	10	40	50	3	6	759,000.00
7	Basic Report writing Skills	6	33	39	3	6	643,500.00
8	Training Programme on Payroll	3	22	25	3	6	544,500.00
9	Training programme on file management, general office admin skills	11	11	22	3	6	281,500.00
10	Training Programme on Financial Regulations in the Public Sector	12	12	24	2	4	223,500.00
11	Diploma In English for Junior Executives- Level 1	10	7	17	15	30	508,333.00
12	Diploma In English for Junior Executives- Level 1	23	7	30	15	30	750,000.00
13	Diploma in English for Professionals- Level 1	3	16	19	18	36	983,334.00
14	Diploma in English for Professionals- Level 1	9	16	25	18	36	625,000.00
15	Certificate Course in English for Employment Purposes- Level 2	17	1	18	15	30	450,000.00
16	Diploma In English for Junior Executives- Level 2	20	1	21	15	30	525,000.00



17	Formal Letter Writing Skills	8	7	15	2	4	161,000.00
18	IT Skills for Non IT Officers	9	7	16	2	4	205,500.00
19	Payroll	51	2	53	3	6	989,900.00
20	Preparation of Bid Documents	1	18	19	2	4	207,000.00
21	Induction Training Programme of SLEAS officers (Ministry of Education)		196	196	5	10	1,615,680.00
22	DIPPCA 2 Weekday	27	67	94	11	22	3,985,716.00
23	Customer Care and Front Office Management		27	27	2	4	310,500.00
24	File Management, General Office Administration & E- Code	5	14	19	3	6	320,000.00
25	Advanced MS Excel Training for Junior Officers	14	6	20	2	4	230,000.00
26	Disciplinary Procedures in the Public Sector	2	17	19	2	4	218,500.00
27	Fundamentals of Computer Networking	3	13	16	3	6	280,500.00
28	CIGAS	4	40	44	3	6	726,000.00
29	Public Procurement Management	13	18	31	3	6	495,000.00
30	Financial Regulations in the Public Sector	10	18	28	2	4	322,000.00
31	IT Skills for Non IT Officers	12	15	27	2	4	356,500.00
32	Government Payroll		48	48	3	6	973,500.00
33	Public Finance and Accounting Skills	16	14	30	2	4	345,000.00
34	File Management, General Office Administration & E- Code	13	18	31	3	6	511,500.00
35	ICT for Management Assistant	9	20	29	2	4	345,000.00
36	Basic Report writing Skills	11	9	20	3	6	346,500.00

37	Formal Letter Writing Skills	17	16	33	2	4	379,500.00
38	CEEP	20	1	21	10	40	157,500.00
39	DEP	10	20	30	12	40	62,500.00
40	DEJE	20	10	30	12	40	62,500.00
41	DEJE-Level 1	32	31	63	12	24	1,575,000.00
42	DEP- Level 2 (Weekend)	5	14	19	12	24	475,000.00
43	Preparation of Bid Documents & Tender Procedures	13	28	41	3	6	676,500.00
44	Disciplinary Procedures in the Public Sector	2	20	22	2	4	241,500.00
45	File Management	6	26	32	3	6	528,000.00
46	Payroll	3	33	36	3	6	594,000.00
47	CIGAS	118		118	2	4	789,750.00
48	Advanced MS Excel Training for Junior Officers	16	6	22	2	4	253,000.00
49	Formal Letter Writing Skills	8	16	24	2	4	276,000.00
50	Financial Regulations	13	34	47	2	4	563,500.00
51	Payroll		28	28	3	6	478,500.00
52	IT Skills for Non-IT Officers		30	30	2	4	345,000.00
53	File Management & General Office Administration	6	21	27	3	6	445,500.00
<b>Total</b>		<b>739</b>	<b>1210</b>	<b>1949</b>	<b>352</b>	<b>756</b>	<b>40,919,186.24</b>

## Training Consultancies (2017)

No	Programme	No of Participants			No of Days	No of Sessions	Revenue (Rs.)
		MOF	Other	Total			
1	Meeting on Coconut Development Authority		250	250	2	4	265,500.00
2	Press Conference		50	50	1	2	139,500.00
3	Meeting on Co-operative Development		50	50	1	2	128,200.00
4	Ease of doing Business	75		75	1	2	199,000.00
5	Training Programme for foreign diplomats		50	50	1	2	332,548.50
6	Special Lecture Series	9	205	214	0.5	1	1,444,500.00
7	ITMIS Training Programme	350		350	21	42	2,644,445.00
8	ITMIS Training Programme	40		40	2	4	92,500.00
9	Examination of Foreign Ministry		50	50	1	2	87,500.00
10	IT Training Programme		60	60	2	4	243,780.00
11	Programme of Commercial Bank		375	375	1	2	635,250.00
12	Training Program on Safety Mgt System - course 1		38	38	4	8	406,900.00
13	Training Program on Safety Mgt System - Executive Session		25	25	1	2	89,810.00
14	Training Program on Safety Mgt System - course 2		25	25	4	8	357,500.00
15	Progress Review of National Steering Committee Meeting - WFP		60	60	1	2	69,650.00
16	Right to Information Workshop		40	40	0.5	1	37,840.00
17	Training Programme of Department of Prisons		60	60	2	4	408,745.00
18	Discussion on Traditional Knowledge		50	50	1	1	110,950.00
19	Training Programme of Police on Public Procurement		200	200	12	24	2,105,000.00
20	ITMIS Training Programme		50	50	3	6	297,500.00
21	Ease of Doing Business		50	50	1	1	149,000.00
22	Eminent Speaker series- Managing Disaster: Ensuring Sustainability	6	68	74	1	1	499,500.00
23	LOLC event		400	400	2	4	1,130,678.00
24	Workshop on Conflict Management and Grievance Handling		30	30	1	2	

25	Workshop with World Bank Officials (Mahaweli Development Authority)		65	65	1	2	159,725.00
26	ITMIS	375		375	4	8	814,750.00
27	End User Training for ITMIS	375		375	5	10	1,325,325.00
28	Training Programme of Audit Department	30		30	1	2	50,000.00
29	Training programme of Vista		30	30	3	6	283,940.00
30	Training Programme of ITC		100	100	2	4	540,100.00
31	Accountant Get together		145	145	1	1	978,750.00
32	ITMIS Training Programme	500		500	1	4	286,000.00
33	ITMIS Training Programme		320	320	9	18	876,520.00
34	Training on ITC		30	30	1	2	141,940.00
35	Management Audit Training	20	50	70	1	2	171,870.00
36	Management Audit Training	20	130	150	1	2	302,750.00
37	ADB Event		80	80	2	4	965,714.00
38	ITMIS	360		360	9	18	867,060.00
39	ITMIS training II	35		35	5	10	390,550.00
40	Positive Thinking and Team Work (Coast Conservation)		63	63	1	2	160,205.00
41	Management Audit Training	20	30	50	1	2	278,700.00
42	Payroll		100	100	2	4	464,000.00
43	Management Audit Training	60		60	1	2	146,060.00
44	Behavioral Economics, Ethics & Public Policy		75	75	5	10	1,234,600.00
45	Management Audit Training	5	55	60	1	2	119,300.00
46	Event - Chec Port City Colombo		40	40	1.5	3	265,000.00
47	IT Training Programme		110	110	1	2	214,540.00
48	RTI Workshop		60	60	1	2	54,475.00
49	Workshop		120	120	0.5	1	114,180.00
50	IT Training Programme		130	130	1	2	231,420.00
51	Programme on National Intellectual Property		95	95	2	4	149,800.00
52	Advance Communication Skills	24		24	6	12	288,000.00
53	Training Programme on Project Management	35		35	2	4	452,500.00
54	Special Event		75	75	1	2	57,970.00
55	Adamskill Development Centre		56	56	2	4	228,560.00
56	Staff Capacity Building		57	57	1	2	159,752.00

57	National Human Resources Development Council		27	27	1	2	74,621.00
58	Training Programme on IMF	235		235	0.5	1	4,030.00
59	Training Programme on IMF	20	20	40	5	10	1,351,425.00
60	Special Lecture Seires		204	204	0.5	1	1,377,000.00
61	ITMIS Training Programme	165		165	2	4	366,090.00
62	Management Audit Training	60	20	80	1	2	226,480.00
63	EISA Project Launching Ceremony		80	80	0.5	1	115,000.00
64	Certificate in Preparation of Bidding Documents		40	40	7	14	757,967.00
65	Certificate in Preparation of Bidding Documents		40	40	7	14	757,967.00
66	Certificate in Preparation of Bidding Documents		40	40	7	14	757,967.00
67	Diploma in Public Procurement & Contract Administration		90	90	40	80	1,699,448.27
68	National Human Resources Development Council		27	27	4	8	223,863.00
69	Workshop on National Monitoring		100	100	1	2	246,950.00
70	Positive Thinking and Team Work (Coast Conservation)		40	40	1	2	136,400.00
71	ITMIS Training Programme	90		90	8	16	1,521,120.00
72	Technical Evaluation Committee of Procurement		30	30	2	4	345,946.00
73	Capacity Building for Mission Employees		74	74	5	10	1,149,970.00
74	ITMIS Training Programme	170		170	0.5	1	216,400.00
75	Programme on World		30	30	2	4	9,000.00
76	Event		27	27	3	6	135,000.00
77	Event		27	27	1	2	142,000.00
78	Programme		30	30	3	6	276,690.00
79	GA's Conference		100	100	2	4	195,000.00
80	ITMIS	90		90	2	4	400,280.00
81	CIGAS	175		175	2	4	1,181,250.00
82	DIPPCA - Health		95	95	4	8	230,048.00
83	ITMIS	80		80	2	4	381,360.00
84	CIGAS	50	78	78	2	4	897,000.00

85	Training Programme on Management Audit	10	60	70	1	2	215,670.00
86	ITMIS	50		50	2	4	224,600.00
87	ITMIS	800		800	8	16	1,594,820.00
88	Merchant Bank Training Programme		100	100	2	4	232,600.00
89	Programme of Samsung		15	15	1	2	70,000.00
90	Brand Launch		380	380	1	2	860,700.00
91	Programme on Ministry of Industry and Commerce		60	60	1	2	127,760.00
92	'Workshop on Introduction to Trade Remedies: Law and Procedure'		120	120	3	6	450,875.00
93	Training Programme on Management Audit	10	30	40	1	2	107,790.00
94	ACPPP		29	29	3	6	300,000.00
95	ITMIS	260		260	2	4	575,960.00
96	CIGAS	110		110	1	2	742,500.00
97	Programme on MCB Bank		110	110	1	2	107,500.00
98	Computer Training Programme		35	35	2	4	362,480.00
99	Training Programme		60	60	1	2	127,580.00
100	Training Programme of Sri Lanka Export Development Board		60	60	1	2	106,620.00
101	Health Project - Certificate in Preparation of Bid Documents 4th Batch		31	31	7	14	757,967.00
102	Certificate in Bid Evaluation		40	40	7	14	757,967.00
103	DIPPCA - Health		95	95	6	12	937,382.00
104	Certificate in Bid Evaluation		40	40	7	14	763,167.00
105	Health Project - Certificate in Preparation of Bid Documents 5th Batch		40	40	7	14	760,567.00
106	Health Project - Certificate in Preparation of Bid Documents 6th Batch		50	50	7	14	798,007.00
107	Certificate in Bid Evaluation		40	40	7	14	757,967.00
108	DIPPCA - Health		95	95	8	16	840,278.00
109	Information Session on Foreign Training Programmes		175	175	1	2	82,500.00
110	ITMIS	425		425	4	8	1,073,160.00
111	Training Programme on Lake House		65	65	2	4	272,840.00

112	ACPPP		29	29	2	4	200,000.00
113	Traning Programme		25	25	1	2	67,725.00
114	IT Training Programme		20	20	1	2	64,720.00
115	IT Training Programme on Adams skills Development Center		25	25	2	4	136,200.00
116	IT Training Programme on Land Commissioner General's Department		103	103	2	4	202,442.00
117	IT Training Programme on Land Commissioner General's Department		110	110	2	4	208,540.00
118	Certificate awarding ceremony of National Human Resources Development Council		80	80	0.5	1	40,360.00
119	IT Training Programme on Land Commissioner General's Department		102	102	1	2	201,628.00
120	Training Programme on Management Audit	150		150	2	4	586,300.00
121	CIGAS	110		110	1	2	742,500.00
122	CIGAS	101		101	1	2	681,750.00
123	Tax Awareness Programme- IRD		200	200	2		950,000.00
124	CIGAS		81	81	1	2	546,750.00
125	World Food Programme		79	79	0.5		50,635.00
126	CIGAS	44		44	1	2	438,750.00
127	IT Training Programme on Land Commissioner General's Department		120	120	1	2	216,480.00
128	CIGAS	105		105	1	2	708,750.00
129	Health Project - Certificate in Preparation of Bid Documents 7th Batch		34	34	7	14	612,367.00
130	DIPPCA - Health		95	95	3	6	840,278.00
<b>Total</b>		<b>5649</b>	<b>8254</b>	<b>13853</b>	<b>385</b>	<b>763</b>	<b>61,505,356.77</b>